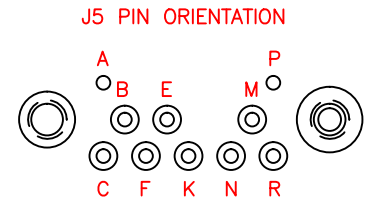
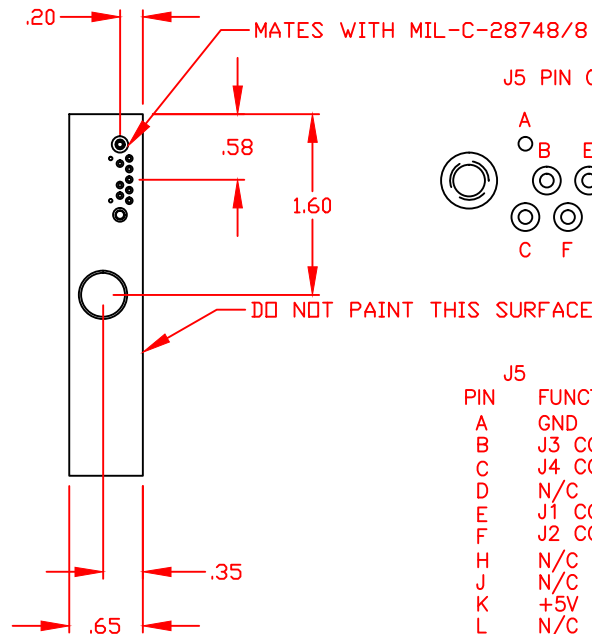
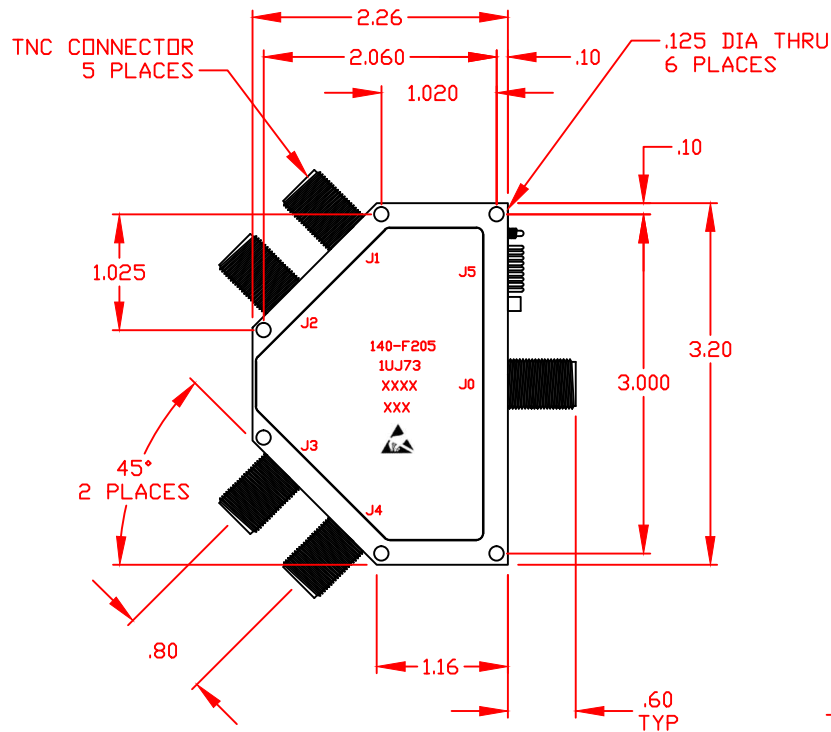


REVISIONS				
ZONE	SYM	DESCRIPTION	DATE	APPROVED
	-	INITIAL RELEASE	7-18-17	MRG



PIN	FUNCTION
A	GND
B	J3 CONTROL (SEE NOTE 3)
C	J4 CONTROL (SEE NOTE 3)
D	N/C
E	J1 CONTROL (SEE NOTE 3)
F	J2 CONTROL (SEE NOTE 3)
H	N/C
J	N/C
K	+5V
L	N/C
M	SPARE
N	-5V
P	GND
R	+28V

NOTES:

1. FINISH: WASH PRIMER PER DOD-P-15328
PRIMER PER MIL-P-23377
PAINT PER MIL-C-22750
COLOR :GRAY PER 26251
2. MARKING: BLACK EPOXY INK .08 HIGH CHARACTERS
PER MIL-STD- 130
3. LOGIC 0 ON A CONTROL SELECTS INSERTION LOSS FOR
J1 TO THE CORRESPONDING PORT
ALL OFF IS A VALID CONDITION IF TWO OR MORE PATHS
ARE COMMANDED ON J1-J2 WILL BE SELECTED

CAUTION
PHOTO SENSITIVE MATERIAL
ALL HANDLING/INSPECTION TO BE PERFORMED
ONLY AT APPROVED WORK STATIONS

THESE DRAWINGS AND SPECIFICATIONS ARE THE PROPERTY OF RH LABS AND SHALL NOT BE REPRODUCED OR COPIED OR USED IN PART AS THE BASIS FOR THE MANUFACTURE OR SALE OF ITEMS WITHOUT WRITTEN PERMISSION

UNLESS OTHERWISE SPECIFIED
DIMENSIONS ARE IN INCHES
TOLERANCES ON FINISHES: .03
ANGLES: ±1/2° FRACTIONS: ±1/64
3 PLACE DECIMALS: ±.010
2 PLACE DECIMALS: ±.02
1 PLACE DECIMALS: ±.1
FILLETS: .005R MAX
REMOVE BURRS AND SHARP EDGES
TO .005 MAX. R OR CHAMFER

DRAFT	MRG	DATE	7-18-17
CHKD	MRG	DATE	7-18-17
PRDD			
ENGR			
QA			

TITLE		OUTLINE SP4T HIGH POWER SWITCH	
SIZE	CAGE CODE	DWG NO	140-F205
B	1UJ73		
SCALE	1/1	SHEET	1 OF

